

N.B.

1. Q.1 is compulsory. Attempt any three from the remaining questions.
2. All questions carry equal marks.
3. Figures to the Right indicate full marks.
3. Assume suitable data if necessary

Q.1 Attempt any four

20

- a. For a feedback control system with forward path transfer function $G(s)$ and feedback transfer function $H(s)$, define 'Order' and 'Type' of the system.
- b. Define root locus of a system? What is root locus for a system, $G(s) = \frac{K(s+1)}{s+3}$
- c. For a system $\frac{Y(s)}{R(s)} = \frac{1}{(3s+1)}$, obtain unit step response $y(t)$.
- d. Determine steady state error in unit step response for the system $\frac{Y(s)}{R(s)} = \frac{2(s+0.1)}{(s^2+0.8s+1)}$.
- e. Write difference between open-loop and closed-loop systems
- f. Obtain the poles of the system $G(s) = \frac{1}{s^4+81}$ and comment on stability from locations of poles.

Q.2 A. For the following system, compute risetime (t_r), peak time (t_p), peak overshoot ($\%M_p$) and settling time (t_s) for 2% tolerable error in response. 10

$$G(s) = \frac{1}{s^2 + 1.2s + 1}$$

B. Construct the signal flow graph for system in Fig.1 and obtain the transfer function using Mason's gain formula. 10

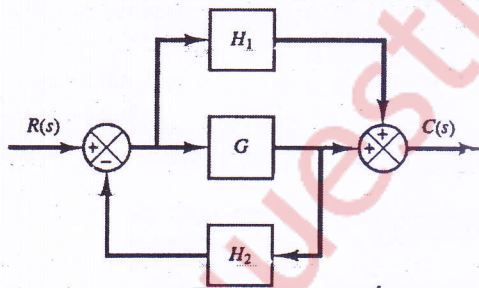


Fig.1

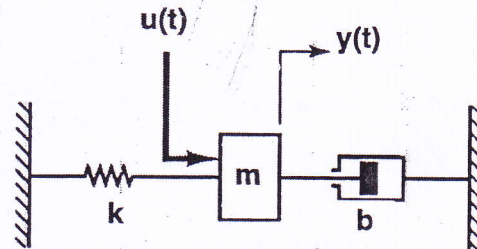


Fig.2

Q.3 A. Obtain the mathematical model of the system in Fig.2. What will be the transfer function of this system if $k = 2$ N/m and $b = 2.4$ N-sec/m and $m = 2$ Kg? 10

B. Determine the range of K for stability of the system having a characteristic equation 10

$$P(s) = s^4 + 2s^3 + 2s^2 + s + K = 0$$

using Routh's criterion.

Turn Over

S.E.C Instru) sem IV choice based

- Q.4 A. Determine the position, velocity and acceleration error constants for unity feedback systems with open loop transfer functions 10

$$(i) G(s) = \frac{k}{(T_1s + 1)(T_2s + 1)} \quad (ii) G(s) = \frac{1}{s(s + \alpha)}$$

Where T_1, T_2 and α are positive constants.

- B. Construct the root locus for the system 10

$$G(s) = \frac{K}{s^3 + 6s^2 + 11s + 6}$$

with feedback $H(s) = 1$.

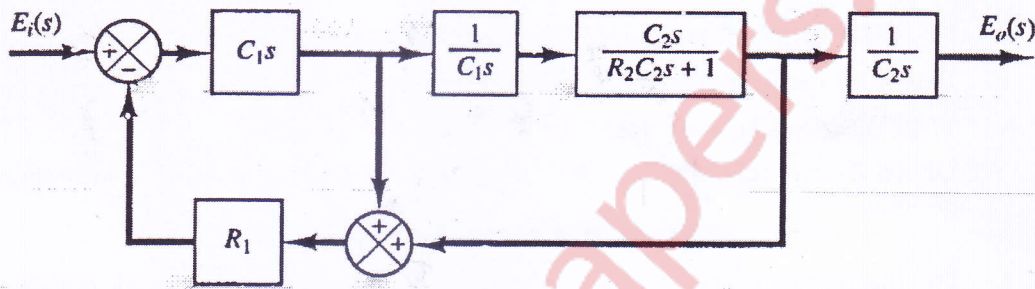


Fig.3

- Q.5 A. Obtain $E_o(s)/E_i(s)$ for the system in Fig.3 using block diagram reduction technique. 10

- B. Define stability of the system. Determine the stability of the system using Hurwitz criteria, if characteristic equation of the system is given by, 10

$$P(s) = s^4 + 2s^3 + 49s^2 + 78s + 40 = 0$$

- Q.6 A. Draw Nyquist plot for the system, 10

$$G(s) = \frac{1}{s(0.4s + 1)(0.5s + 1)}$$

What frequency does the response will cross the real axis and what will be the magnitude at that frequency?

- B. Draw Bode plot for the system, 10

$$G(s) = \frac{15(s + 15)}{(s + 1.5)(s + 150)}$$

and obtain gain and phase margins from plot.