

Mechanical/Automobile

QP Code : 6470

Revise
d
Course

(3 Hours)

[Total Marks : 80

- N.B
1. Question No. 1 is compulsory
 2. Attempt any four questions from remaining FIVE.
 3. Assume suitable data if required.
 4. Figures to the right indicate full marks.

1. Attempt any four of following;
 - a. Explain applications of FEA in various fields. 5
 - b. State different types of Boundary conditions. 5
 - c. Explain with sketches: types of elements. 5
 - d. Explain Shape function graphically for one dimensional Linear and quadratic element. 5
 - e. Explain Gauss Elimination Method using an example. 5
2. a. Solve following differential equation 12

$$\frac{d^2y}{dx^2} + 3x \frac{dy}{dx} - 6y = 0; \quad 0 \leq x \leq 1$$

BCs: $y(0) = 0$ and $y'(1) = 0.1$; Find $y(0.2)$ using variational method and Compare with exact solution

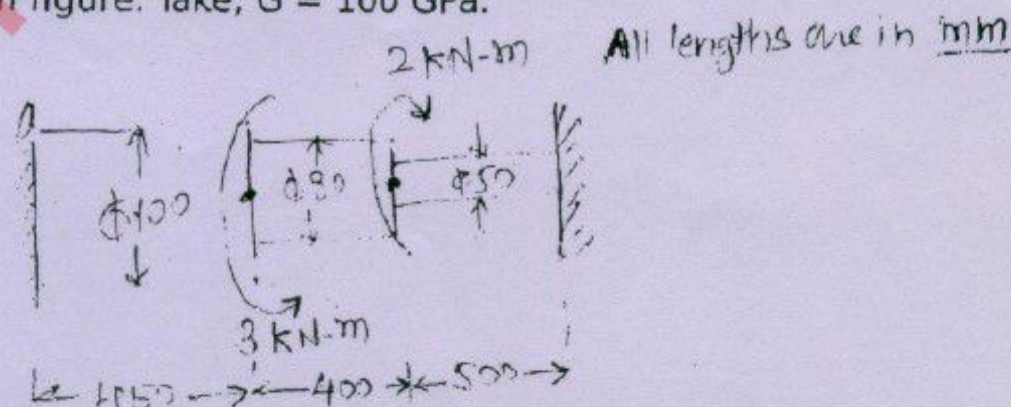
- b. Evaluate following integral $I = \int_{-1}^1 (3^x - x) dx$ 8

Using (a) Newton Cotes Method using 3 sampling points.
(b) Three points Gauss Quadrature

r	W_1	W_2	W_3	W_4
1	1			
2	1/2	1/2		
3	1/6	4/6	1/6	
4	1/8	3/8	3/8	1/8

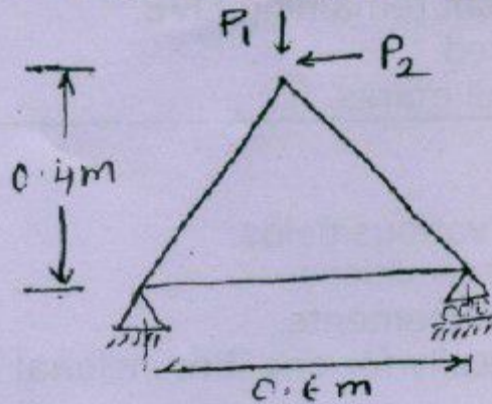
r	ξ_r	W_r
1	0.00	2.00
2	0.5773	1.00
3	0.00	0.8889
	0.7746	0.5556

3. a. Find the natural frequency of axial Vibrations of a bar of uniform cross section 10 of 20 mm^2 and length 1 m. Take, $E = 2 \times 10^5 \text{ N/mm}^2$ and $\rho = 8000 \text{ kg/m}^3$. Consider two linear elements.
- b. Using Direct Stiffness method, determine the nodal displacements of stepped 10 bar shown in figure. Take, $G = 100 \text{ GPa}$.

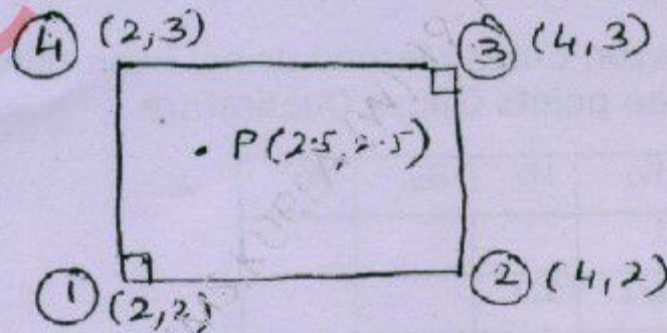


[TURN OVER

4. a. Explain Lumped and consistent mass matrix. **6**
- b. Analysis the plane truss for nodal displacement, element stresses and strains. **14**
Take, $P_1 = 5 \text{ KN}$, $P_2 = 2 \text{ KN}$, $E = 180 \text{ Gpa}$, $A = 6 \text{ cm}^2$ for all elements.



5. a. Solve following differential equation $\frac{d^2y}{dx^2} - 10x^2 = 5$; $0 \leq x \leq 1$ **12**
BCs: $y(0) = y(1) = 0$. Using Rayleigh-Ritz method, mapped over entire domain using one parameter method.
- b. Find the shape function for two dimensional eight noded element. **8**
6. a. Coordinates of nodes of a quadrilateral element are as shown in the figure **10**
below. Temperature distribution at each node is computed as $T_1 = 100^\circ \text{ C}$, $T_2 = 60^\circ \text{ C}$, $T_3 = 50^\circ \text{ C}$ and $T_4 = 90^\circ \text{ C}$. compute temperature at point P (2.5, 2.5).



- b. What are the h and p versions of finite element method? **7**
c. Convergence requirement. **3**
